



Republika ng Pilipinas  
KAGAWARAN NG KALUSUGAN  
**PAMBANSANG SANGGUNIAN SA NUTRISYON**  
(NATIONAL NUTRITION COUNCIL)  
Nutrition Building, 2332 Chino Roces Avenue Extension  
Taguig City, Philippines



17 June 2021

**MEMORANDUM**

TO : **NPC GLADYS MAE S. FERNANDEZ**  
Region X

SUBJECT : **Approved Work and Financial Plan for 2021**

Please find attached approved 2021 Regional Work and Financial Plan for your reference and guidance. The total amount of the region's financial plan is **Php 3,587,154** from various fund sources, excluding the requirements for the additional activities being requested for funding.

For further questions regarding your WFP, you may contact Ms. Ellen Ruth F. Abella and Ms. April Jasmine May C. Ducusin of the Nutrition Policy and Planning Division at email addresses [ellen.abella@nnc.gov.ph](mailto:ellen.abella@nnc.gov.ph) / [jasmine.ducusin@nnc.gov.ph](mailto:jasmine.ducusin@nnc.gov.ph).

Thank you.

  
**AZUCENA M. DAYANGHIRANG, MD, MCH, CESO III**  
Executive Director

***"Malnutrisyon patuloy na labanan, First 1000 days tutukan!"***

P.O. Box 2490  
Makati Central Post Office  
Makati City

Tel. Nos. (63-2) 843-0412 • 843-5824 • 843-1337  
(63-2) 843-5856 • 818-5834 • 816-4239  
(63-2) 843-5868 • 818-7398 • 892-4271


Fax No. (63-2) 843-5818

[www.nnc.gov.ph](http://www.nnc.gov.ph)

[info@nnc.gov.ph](mailto:info@nnc.gov.ph)

[www.facebook.com/nncofficial](https://www.facebook.com/nncofficial)

[www.youtube.com/user/NNC1974](https://www.youtube.com/user/NNC1974)



Republic of the Philippines  
Department of Health  
NATIONAL NUTRITION COUNCIL

**REGIONAL WORK PLAN, CY 2021: Region X**

Performance measures	Activity(ies)	Physical Targets												Tot
		Jan	Feb	Mar	Apr	May	Jun	Jul	Aug	Sep	Oct	Nov	Dec	
Organizational outcome: Improved access to quality nutrition and nutrition-sensitive services														
National Nutrition Program Management														
Outcome indicators:	90% percent of targeted NGAs and NGOs implementing development programs with nutrition objectives, considerations, or components													
	90% percent of targeted local government units implementing quality nutrition programs													
	90% percent of target groups with recall of nutrition messages													
Nutrition policy, standards, plan and program development and coordination														
Output indicator 1. Percentage of targeted national, regional, and local policies and plans formulated and adopted, budgeted, and coordinated														
1.	RNC policies formulated, approved and disseminated							1						1
1.1	Adopting LGU Mentoring Strategy for PPAN 2017-2022													1
1.2	Confirming the Results and Ranking of the 2021 MELLPI Results										1			1
1.3	Adoption of the Nutrition Cluster Advisories and Role of Nutrition Office during emergency situations						1							1
1.4	Reiterating the No Milk Donation Policy										1			1
2.	RSDC/RDC nutrition-related policies formulated, approved, and disseminated													
2.1	Support to 2021 Nutrition Month Celebration							1						1
2.2	Support to Mobilizing LGUs for FIK						1							1
3.	Regional Plan of Action for Nutrition 2019-2022 coordinated	/	/	/	/	/	/	/	/	/	/	/	/	/
4.	Local nutrition action plans 2020-2022 formulated and updated													
4.1	Provincial Nutrition Action Plan				2	2	1							5
4.2	City Nutrition Action Plan				3	3	3							9
4.3	Municipal Nutrition Action Plan				3	3	4							10
4.4	Barangay Nutrition Action Plan				2	2	2							6
5.	Guidelines formulated and disseminated													
5.1	Region 10 LGU Mentoring Strategy for PPAN 2017-2022								1					1
6.	RNC or RSDC/RDC nutrition policies reviewed													
6.1	RDC Resolution No. 37, s. 2016 on Reiterating the use of Appropriate Measuring Equipment for OPT Plus										1			1



Performance measures	Activity(ies)	Physical Targets												
		Jan	Feb	Mar	Apr	May	Jun	Jul	Aug	Sep	Oct	Nov	Dec	Total
7.	No. of meetings held													
7.1	Regional Nutrition Committee						1				1			2
7.2	Regional Technical Working Group		1				1				1			3
7.3	Regional Nutrition Cluster						1				1			2
7.4	Regional Nutrition Evaluation Team		1				1				1			3
7.5	Regional Bantay Asin Task Force			1							1			2
7.6	Regional Media Group (MANGO DIEZ)			1			1					1		3
8.	Local nutrition clusters organized													
8.1	Provincial Nutrition Cluster					1								1
8.2	City Nutrition Cluster				1	1	1							3
8.3	Municipal Nutrition Cluster				8	6	6							20
9.	Activities of inter-agency bodies participated in													
9.1	RDC		As invited			As invited			As invited			As invited		
9.2	RSDC		As invited			As invited			As invited			As invited		
9.3	RICT		As invited			As invited			As invited			As invited		
9.4	RSCWC		As invited			As invited			As invited			As invited		
9.5	Regional Inter-Agency Committee for 4Ps		As invited			As invited			As invited			As invited		
9.6	NUTRICOMNET		As invited			As invited			As invited			As invited		
9.7	Regional IYCF Task Force		As invited			As invited			As invited			As invited		
9.8	Regional Disaster Risk Reduction and Management Council		As invited			As invited			As invited			As invited		
9.9	Regional Association of Government Communicators		As invited			As invited			As invited			As invited		
9.10	Regional KP TWG		As invited			As invited			As invited			As invited		
9.11	RDC-Regional Information Advocacy Comm.		As invited			As invited			As invited			As invited		
9.12	Regional Population Executive Board		As invited			As invited			As invited			As invited		
Philippine food and nutrition surveillance														
10.	Monitoring and Evaluation of Local Level Plan Implementation													
10.1	LGUs monitored and evaluated													
10.1.1	Provinces				2	2	1							5
10.1.2	Cities					2								2
10.2	No. of local nutrition workers evaluated													
10.2.1	Barangay Nutrition Scholars				3	3	3							9
10.2.2	City/District Nutrition Program Coordinators				3	2	2							7
10.2.3	Nutrition Action Officers				3	2	2							7
10.3	No. of cities/municipalities without NAPs monitored		1		1									2
11.	Regional nutrition awarding ceremony held													
11.1	RNAC held											1		1
11.2	Documentation report submitted												1	1

Performance measures	Activity(ies)	Physical Targets												
		Jan	Feb	Mar	Apr	May	Jun	Jul	Aug	Sep	Oct	Nov	Dec	Total
12. Regional PPAN Program Implementation Review held														
12.1 PIR held													1	1
12.2 Documentation report submitted													1	1
13. RPAN accomplishment report prepared and submitted (to include nutrition situation)								1					1	2
14. Salt plants, points of sales, and other critical points monitored														
14.1 Bukidnon Province				1							1			2
14.2 Misamis Occidental Province				1							1			2
15. EWS areas monitored by local EWS team														
15.1 Ozamiz City								1					1	2
15.2 Bonifacio, Misamis Occidental								1					1	2
15.3 Kadingilan, Bukidnon								1					1	2
15.4 Talakag, Bukidnon								1					1	2
16. Monitoring of community radio stations														
16.1 Radyo Kalambuan; DXNE 94.3 MHZ Tubod, Lanao del Norte							1				1			2
16.2 Radyo Kalilang; DXNN 104.9 FM, Kalilangan, Bukidnon				1			1			1		1		4
17. Regional databases updated														
17.1 Results of Operation Timbang Plus														
17.1.1 2020		1												1
17.1.2 2021													1	1
17.2 Results of weighing of school children		1	1	1	1	1	1	1	1	1	1	1	1	1
17.3 Updated list of municipalities with high rates of stunting											1			1
17.4 Updated list of municipalities with high rates of wasting											1			1
17.5 Directory of key personalities in nutrition program updated														
17.5.1 Local chief executives		1	1	1	1	1	1	1	1	1	1	1	1	1
17.5.2 P/C/M NAOs		1	1	1	1	1	1	1	1	1	1	1	1	1
17.5.3 D/CNPCs		1	1	1	1	1	1	1	1	1	1	1	1	1
17.5.4 RNC members		1	1	1	1	1	1	1	1	1	1	1	1	1
17.5.5 RTWG members		1	1	1	1	1	1	1	1	1	1	1	1	1
17.5.6 RNET members		1	1	1	1	1	1	1	1	1	1	1	1	1
17.5.7 RBATF members		1	1	1	1	1	1	1	1	1	1	1	1	1
17.5.8 Regional Nutrition Cluster members		1	1	1	1	1	1	1	1	1	1	1	1	1
17.5.9 BNSs solely funded by LGUs		1	1	1	1	1	1	1	1	1	1	1	1	1
17.5.10 BNSs with civil service eligibility		1	1	1	1	1	1	1	1	1	1	1	1	1
17.6 LGUs with weighing scales		1	1	1	1	1	1	1	1	1	1	1	1	1



Performance measures	Activity(ies)	Physical Targets												
		Jan	Feb	Mar	Apr	May	Jun	Jul	Aug	Sep	Oct	Nov	Dec	Total
17.7	LGUs with height boards	1	1	1	1	1	1	1	1	1	1	1	1	1
17.8	Functional local nutrition committees							1					1	1
17.9	LGUs with organized nutrition clusters							1					1	1
18.	Regional webpage and social media page maintained	2	2	2	2	2	2	2	2	2	2	2	2	2
Promote good nutrition														
Output indicator 2: Percentage of targeted nutritional promotional materials produced and disseminated and promotional activities undertaken														
19.	Nutrition Month 2021 activities undertaken													
19.1	Hosting of the DOH X flag raising ceremony and unveiling of the nutrition month tarpaulin							1						1
19.2	Launching of Nutrition Month							1						1
19.3	Publication of NM article							1						1
19.4	Press Conference/Briefing							1						1
19.5	Integration of NM Theme in the 42nd National Disability Prevention and Rehabilitation Week							1						1
19.6	Integration of NM Theme in 4Ps Family Development Sessions (FDS)							1						1
19.7	Development and Printing of NM Collaterals to RNC, LGUs and stakeholders						450							450
19.8	Activities/Contest related to NM 2021 theme							1						1
20.	Social and Behaviorial Change Communication													
20.1	Radio													
20.1.1	Airing of One Nutrition, One Nation in 2 local radio stations at 1 episode per week at 4 spots per month				8	8	10	8	8	10	8	8		68
20.1.2	Airing of Nutrition School in the Air (NSOA) twice a week in one local radio station								16	10				26
20.1.3	Airing of Nutrition Month plugs at 10 spots per day for one month at 4 local radio stations						1240	1,240						1240
20.2	Television													
20.2.1	Airing of Nutrition Month TVC; 16spots, 30seconder TVC							16						16
20.3	Printing and Reproduction of Collateral Materials													
20.3.1	Bisayan 10 Kumainments Ref Magnet for households						1500							1500
20.3.2	Breastfeeding Myths and Facts/Benefits flyers for pregnant and lactating mothers							2250						2250
20.3.3	First 1000 Days flyers for mothers and caregivers							2250						2250
20.3.4	2022 Nutri Planner for mothers and caregivers										1600			1600
20.3.5	Iodized Salt Posters for LGUs						1000							1000
20.3.6	Pinggag Pinoy for Elderly										500			500

Performance measures	Activity(ies)	Physical Targets												
		Jan	Feb	Mar	Apr	May	Jun	Jul	Aug	Sep	Oct	Nov	Dec	Total
	20.3.7 Nutrition for PWD flyers							500						500
20.4	Contest on Short Filmmaking (First 1000 Days tutukan)							1						1
20.5	MANGO DIEZ Online Planning Workshop											1		1
20.6	Social Media Initiatives/Contests													
20.6.1	May Gahum sa Nutrisyon	4	4	5	4	4	5	4	5	4	4	5	4	52
20.6.2	FIK Days Matters	2	2	2	2	2	2	2	2	2	2	2	2	24
20.6.3	Nutri-Quiz	4	4	5	4	4	5	4	5	4	4	5		48
20.6.4	Pictoword		4	3	2	2	2	2	3	2	2	2	2	26
20.6.5	Nutri Q & A		1	1	1	1	1	1	1	1	1	1		10
20.6.6	Nutri-Word Search		4	2	2	3	2	2	2	2	2	3	2	26
20.6.7	Nutri-BIDA Challenge		1	1	1	1	1	1	1	1	1	1		10
20.6.8	Promotion of PPAN 2017-2022			1							1			2
20.7	Regional Webby Awards for LGUs											1		1
20.8	Conduct Webinar on Nutrition for Senior Citizens										1			1
21.	Sectoral celebrations & activities participated in													
21.1	Goiter Awareness Week	1												1
21.2	Women's Month			1										1
21.3	DOH Anniversary						1							1
21.4	Breastfeeding Awareness Month								1					1
21.5	Obesity Prevention and Awareness Week									1				1
21.6	Civil Service Month									1				1
21.7	Filipino Elderly Week										1			1
21.8	World Food Day										1			1
21.9	Food Safety Awareness Week										1			1
21.10	Children's Month											1		1
21.11	Food Fortification Day											1		1
21.12	International Day of Persons with Disability												1	1
21.13	National Health Emergency Preparedness Day												1	1
Assistance to national, local nutrition and related programs														
Output indicator 3: Percentage of targeted national and local stakeholders assisted														
22.	No. of requests for survivorship and medical assistance for BNSs appraised and submitted; turned over to those concerned		As received			As received			As received			As received		
23.	No. of requests for BNS traveling allowance appraised, submitted, and turned over to those concerned		As received			As received			As received			As received		
24.	Liquidation reports for fund transfer for BNS traveling allowance submitted to CO		As received			As received			As received			As received		



Performance measures	Activity(ies)	Physical Targets												
		Jan	Feb	Mar	Apr	May	Jun	Jul	Aug	Sep	Oct	Nov	Dec	Total
25. Provision of BNS kits														
25.1	Requests for BNS kit reviewed and submitted to central office		As received			As received			As received			As received		
25.2	Kits from CO distributed		As received			As received			As received			As received		
26. BNSs assisted for civil service eligibility			As requested			As requested			As requested			As requested		
27. Number of members of local nutrition committees provided with technical assistance on their local nutrition program through the MELLPI					10	10	5							25
28. Assistance to associations of NAOs, D/CNPCs, BNSs														
28.1	No. of meetings held													
28.1.1	NAOs association or equivalent organization			1					1					2
28.1.2	D/CNPC association or equivalent organization			1					1					2
28.1.3	BNS association or or equivalent organization			1					1					2
28.2	No. attending meetings													
28.2.1	NAOs association or equivalent organization			10					10					10
28.2.2	D/CNPC association or equivalent organization			10					10					10
28.2.3	BNS association or or equivalent organization			10					10					10
29. No. of RBATF members attending/participating in:														
29.1	Meetings			20							20			20
29.2	Monitoring visits			3							3			3
30. Number of members of local nutrition committees participating in EWS consultation and monitoring meetings								24					24	24
31. LNEWS PIR conducted														
31.1	No. of batches						1							1
31.2	No. of participants						20							20
32. LGU mobilization														
32.1	Activities													
32.1.1	Regional Conference on PPAN for Barangays									1				1
32.1.2	Peer Learning Approach													
32.1.2.a	Nutrition Champions Program						2							2
	No. of Nutrition Champions mobilized							1	1	1	1			4
32.1.2.b	LGU Mentoring (Shepherding of NORMIN)													
	No. of LGUs mentored							2						2
	No. of mentoring meetings							2	2	2	2			8


Performance measures	Activity(ies)	Physical Targets												
		Jan	Feb	Mar	Apr	May	Jun	Jul	Aug	Sep	Oct	Nov	Dec	Total
	32.1.2.c Learning Hub for Enhanced and Revitalized Nutrition (LHEARN) program								1					1
	No. of Online Training on Management of LHEARN Program								1					1
	No. of pax attended								30					30
	No. of LHEARN Session assisted										1			1
	No. of LHEARN LGUs enrolled in the session										30			30
	32.1.3 AIP Workshop for HDPRC Provinces for select LGUs													
	32.1.3.a Bukidnon Province					2	3							5
	32.1.3.b Lanao del Norte Province					2	3							5
	32.1.4 LNAP Workshop for LGUs with no LNAPs													
	32.1.4.a Camiguin							1						1
	32.1.5 Organization of Normin's Mentoring Initiative for Nutrition (NorMIN) - Regional Shepherding Team						1							1
	32.2 Number of participants													
	32.2.1 AIP Workshop for HDPRC Provinces													
	32.2.1.a Bukidnon Province								20					20
	32.2.1.b Lanao del Norte Province								20					20
	32.2.2 LNAP Workshop for non-HDPRC Provinces													
	32.2.2.a Camiguin								20					20
	32.2.3 Organization of Normin's Mentoring Initiative for Nutrition (NorMIN) - Regional Shepherding Team										10			10
	33. Virtual Regional Conference/General Assembly of Nutrition Workers													
	33.1 Nutrition Action Officers										1			1
	33.2 District/City Nutrition Program Coordinators					1								1
	34. eLearning Course on Local Nutrition Program Management													
	34.1 Number of enrollees for endorsement to CO							30						30
	34.2 Technical assistance to participants									As requested				
	35. eLearning Course on Nutrition in Emergencies-Information Management													
	35.1 Number of batches									1				1
	35.2 Number of participants									50				50
	36. No. of participants in trainings or workshops or conferences attended as speaker or trainor or facilitator													
	36.1 Local nutrition planning		As requested			As requested			As requested			As requested		
	36.2 BNS trainings		As requested			As requested			As requested			As requested		




Performance measures	Activity(ies)	Physical Targets													
		Jan	Feb	Mar	Apr	May	Jun	Jul	Aug	Sep	Oct	Nov	Dec	Total	
37. ECCD FIK Program															
37.1	Submission of Memorandum of Understanding facilitated														
37.1.1	Recipient LGUs														
37.1.1.1	Bukidnon Province and select LGUs		9											9	
37.1.1.2	Lanao del Norte Province and select LGUs				8									8	
37.1.2	DAR X, Bukidnon and Lanao del Norte			1	1									2	
37.2	Submission of Masterlists of beneficiaries facilitated														
37.2.1	Pregnant Women		8											8	
37.2.2	6-23 months Children		8	7										15	
37.3	Program Orientation/Meetings conducted (based on the updated guidelines)														
37.3.1	Recipient LGUs														
37.3.1.1	Bukidnon Province and select LGUs		9											9	
37.3.1.2	Lanao del Norte Province and select LGUs				8									8	
37.3.2	DAR and partner ARBOs		1		1									2	
37.3.3	eNutribun Suppliers		1		1									2	
37.4	Tutok Kainan Dietary Supplementation Program monitored in Bukidnon and LDN														
37.4.1	Pregnant Women enrolled in DSP														
37.4.1.1	Bukidnon areas		3382											3382	
37.4.2	6-23 months Children enrolled in DSP														
37.4.2.1	Bukidnon areas						1630							1630	
37.4.2.1	Lanao del Norte areas					Still to be determined by CO									
37.5	Regional ECCD FIK Program TWG Meeting				1		1			1		1		4	
37.6	Reporting System orientation conducted		1			1								2	
37.7	Coordination with recipient LGUs conducted	8	8	8	15	15	15	15	15	15	15	15	15	15	
37.8	LGUs provided with technical assistance		9	9	17	17	17	17	17	17	17	17	17	17	
37.9	Quarterly Accomplishment Report submitted			1			1			1			1	4	
37.10	Terminal Report submitted												1	1	
General Administration and Support															
1. General Management and Supervision															
1.1	Regional Performance Commitment Review submitted														
1.1.1	2020 2nd sem RPCR (with accomplishments) submitted		1											1	
1.1.2	2021 1st sem RPCR (targets only) submitted			1										1	
1.1.3	2021 1st sem RPCR (accomplishments) submitted								1					1	
1.2	2021 and 2022 Regional Work and Financial Plan formulated			1									1	2	
1.3	2021 and 2022 PPMP formulated			1									1	2	
1.4	2021 Training and Development Plan formulated		1											1	
1.5	Monthly SOA prepared and submitted	1	1	1	1	1	1	1	1	1	1	1	1	12	
1.6	Management Conference attended		1				1			1			1	4	
1.7	Quarterly accomplishment reports prepared and submitted			1			1			1			1	4	
1.8	Weekly accomplishment reports prepared and submitted	2	2	2	2	2	2	2	2	2	2	2	2	24	

Performance measures	Activity(ies)	Physical Targets												
		Jan	Feb	Mar	Apr	May	Jun	Jul	Aug	Sep	Oct	Nov	Dec	Total
1.9	Staff meetings conducted with discussion on QMS and MAIP findings	1	1	1	1	1	1	1	1	1	1	1	1	12
1.10	Inventory of supplies conducted and report submitted	/	/	/	/	/	/	/	/	/	/	/	/	
1.11	Office supplies and materials procured	/	/	/	/	/	/	/	/	/	/	/	/	
1.12	Office equipment and facilities maintenance plan prepared and implemented	1	1	1	1	1	1	1	1	1	1	1	1	12
1.13	Vehicle maintenance plan prepared and implemented	1	1	1	1	1	1	1	1	1	1	1	1	12
1.14	Telephone, internet and mobile phone subscription maintained	1	1	1	1	1	1	1	1	1	1	1	1	12
1.15	Janitorial services administered	1	1	1	1	1	1	1	1	1	1	1	1	12
1.16	Security services administered													
1.17	Cash advances replenished/liquidated	/	/	/	/	/	/	/	/	/	/	/	/	
1.18	Cash books maintained	/	/	/	/	/	/	/	/	/	/	/	/	
2.	Human Resource and Development													
2.1	Training and Development Plan implemented		2					1		1				4
2.2	DTR of staff submitted, no. of staff	8	8	8	8	8	8	8	8	8	8	8	8	96
2.3	Individual Performance Commitment Review from 2020 prepared and submitted	3						3					3	9
2.4	No. of staff with performance appraisal, 2021 and 2022	8	8	8	8	8	8	8	8	8	8	8	8	8


Submitted by:

  
**GLADYS MAE S. FERNANDEZ**  
 Nutrition Officer

Reviewed by:

  
**ELLEN RUTH F. ABELLA**  
 Nutrition Officer IV and OIC, NPPD and NSD

Recommending Approval:

  
**ATTY. FAYDAH M. DUMARPA, MBA**  
 Deputy Executive Director

Approved by:

  
**AZUCENA M. DAYANGHIRANG, MD, MCH, CESO III**  
 Executive Director



Republic of the Philippines  
Department of Health  
NATIONAL NUTRITION COUNCIL

**REGIONAL FINANCIAL PLAN, CY 2021: Region X**

Fund/expense item/project/activity		Financial Targets (P'000)												
		Jan	Feb	Mar	Apr	May	Jun	Jul	Aug	Sep	Oct	Nov	Dec	Total
1.	Regional operations													
1.1	Meals and snacks													
1.1.1	Joint RNC and Nutrition Cluster meeting for 25 members/meeting at Php 650 per person						16.25				16.25			32.50
1.1.2	RTWG meetings for 20 members/meeting at Php650 per person		13.00				13.00				13.00			39.00
1.2	Supplies and materials													
1.2.1	Joint RNC and Nutrition Cluster meetings at Php150 per person for 25 persons						3.75				3.75			7.50
1.2.2	RTWG meetings at Php150 per person for 20 persons		3.00				3.00				3.00			9.00
1.3	Supplies and materials		2.70				5.00			5.00			5.01	17.71
1.4	Traveling expenses	10	10.00	35.00	35.00	35.00	22.00	22.00	30.00	30.00	20.00	20.00	20.00	289.00
1.5	Other expense item to be charged under ROF													
1.5.1	Electricity Expenses	9.00	14.00	14.00	14.00	14.00	14.00	14.00	14.00	14.00	14.00	14.00	14.00	163.00
1.5.2	Water Expenses	0.30	0.30	0.30	0.30	0.30	0.30	0.30	0.30	0.30	0.30	0.30	0.30	3.60
1.5.3	Janitorial Services	7.30	7.30	7.30	7.30	7.30	7.30	7.30	7.30	7.30	7.30	7.30	7.30	87.60
1.5.4	Repair and Maintenance of IT equipments		2.00		2.00		2.00		2.00		2.00		2.00	12.00
1.5.5	Telephone and Internet expenses	4.00	4.00	4.00	4.00	4.00	4.00	4.00	4.00	4.00	4.00	4.00	4.00	48.00
1.5.6	Toner KM1500								7.50				7.50	15.00
1.5.7	Plane ticket of Regional Staff						27.50	20.00		20.00		20.00	20.00	107.50
1.5.8	Food during staff meeting	2.00	2.00	2.00	2.00	2.00	2.00	2.00	2.00	2.00	2.00	2.00	2.00	24.00
1.5.9	Aircon maintenance			1.20			1.20			1.20			1.20	4.80
1.5.10	Sectoral Celebrations	0.50		0.50			0.50	0.50	0.50	0.50	0.50	0.50	0.50	4.50
1.5.11	Annual Zoom subscription		8.00											8.00
1.5.12	Prizes for Virtual Regional Conference Nutrition Workers (NAOs)										7.50			7.50
1.6	Gasoline and vehicle maintenance	10.00	10.00	10.00	10.00	10.00	10.00	10.00	10.00	10.00	10.00	10.00	10.00	120.00
1.7	Vehicle insurance and registration		6.84											6.84
2.	MELLPI													
2.1	Traveling expenses of 5 RNET members				31.50	27.00	13.50							72.00
2.2	Gasoline				10.90	11.60	7.00							29.50
2.3	Supplies and materials				15.00									15.00
2.4	Meals and snacks for RNET members during virtual evaluation (7 areas x 3 RNETS @ 300.00/pax x 2 days)				5.40	4.20	3.00							12.60
3.	RNAC													
3.1	Meals and snacks for 200persons at Php 750 per person										150.00			150.00
3.2	Supplies and materials										90.00			90.00
3.3	Other services: lay-out artist and performer									10.00				10.00

Fund/expense item/project/activity		Financial Targets (P'000)												
		Jan	Feb	Mar	Apr	May	Jun	Jul	Aug	Sep	Oct	Nov	Dec	Total
4.	Regional PPAN PIR													
4.1	Meals and snacks for 30 persons at Php700 per person											21.00		21.00
4.2	Supplies and materials at Php300 per person for 30 persons											9.00		9.00
5.	Nutrition Month													
5.1	Hosting of the DOH X flag raising ceremony and unveiling of the nutrition month tarpaulin						2.00							2.00
5.2	Launching of Nutrition Month													
5.2.1	Meals and snacks at 700.00/person for 30 person							21.00						21.00
5.2.2	Supplies							11.50						11.50
5.3	Publication of NM article							20.00						20.00
5.4	Online Press Conference/Briefing													
5.4.1	Token for the Members of Media Group							17.50						17.50
5.5	Integration of NM Theme in the 40th National Disability Prevention and Rehabilitation Week							10.00						10.00
5.7	Integration of NM Theme in 4Ps Family Development Sessions (FDS)													
5.8	Development and Printing of NM Collaterals													
5.8.1	Advocacy shirts (50pcs@450.00/pc.)						22.50							22.50
5.8.2	Advocacy NM materials (100pcs @100.00/pc)						10.00							10.00
5.8.3	NM Tarpaulin printing						2.50							2.50
5.9	Activities/Contest related to 2021 NM theme													
5.9.1	Prizes													
5.9.2	Supplies and materials							27.00						27.00
								6.00						6.00
6.	Social and Behavior Change Communication													
6.1	Radio													
6.1.1	Airing of One Nutrition, One Nation in 2 local radio stations at 1 episode per week at 4 spots per month							20.00	20.00	20.00	20.00			80.00
6.1.2	Airing of Nutrition School in the Air (NSOA) in one local radio station								20.00	20.00				40.00
6.1.2.1	Supplies for graduation ceremony and token for graduates										28.5			28.50
6.1.2.2	Load cards for winners (100.00/winners x 3 winners / episode)								1.80	1.80				3.60
6.1.3	Airing of Nutrition Month plugs at 10 spots per day for one month in local radio stations (20,000.00 x 3 radio stations)							60						60.00
6.2	Television													
6.2.1	Airing of Nutrition Month TVC ; 8spots , 30seconder TVC							50						50.00
6.3	Printing and Reproduction of Collateral Materials (LGUs, mothers, caregivers, elderly)													
6.3.1	PPAN 2017-2022 Poster for Barangays (1,000pcs @ 20.00/pc)									20.00				20.00
6.3.2	Breastfeeding Myths and Facts/benefits flyers (5,000pcs @ 3.00/pc)							15.00						15.00
6.3.3	First 1000 Days ("Unang 1000 ka adlaw") flyers (5,000pcs @ 3.00/pc)							15.00						15.00
6.3.4	Iodized Salt Promotion Poster (1000pcs @ 20.00/pc)													
6.3.5	Pinggang Pinoy for Elderly brochure (1000pcs @ 15.00/pc)										15.00	20.00		20.00
6.3.6	Nutrition for PWD flyers (1500pcs @ 3.00/pc)							4.50						15.00
														4.50



Fund/expense item/project/activity		Financial Targets (P'000)												
		Jan	Feb	Mar	Apr	May	Jun	Jul	Aug	Sep	Oct	Nov	Dec	Total
6.4	Contest on Short Film Making ("First 1000 Days tutukan")													
6.4.1	Prizes							63.00						63.00
6.4.2	Token for Board of Judges							10.00						10.00
6.4.3	Supplies and materials							10.00						10.00
6.5	Social Media Initiatives/Contests													
6.5.1	May Gahum sa Nutrisyon	No funding needed												
6.5.2	FIK Days Matters	No funding needed												
6.5.3	Nutri-Quiz (load cards @ 100.00/winner)	0.40	0.40	0.50	0.40	0.40	0.50	0.40	0.50	0.40	0.40	0.50		4.80
6.5.4	Pictoword (load cards @ 100.00/winner)		0.40	0.50	0.40	0.40	0.50	0.40	0.50	0.40	0.40	0.50		4.40
6.5.5	Nutri Q & A (load cards @ 200.00/winner)		0.20	0.20	0.20	0.20	0.20	0.20	0.20	0.20	0.20	0.20		2.00
6.5.6	Nutri-Word Search (load cards @ 100.00/winner)		0.40	0.50	0.40	0.40	0.50	0.40	0.50	0.40	0.40	0.50		4.40
6.5.7	Nutri-BIDA Challenge (load cards @ 100.00/winner)		0.40	0.50	0.40	0.40	0.50	0.40	0.50	0.40	0.40	0.50		4.40
6.6	Regional Webby Awards for LGUs													
6.6.1	Prizes													
6.6.2	Supplies and materials											34.00		34.00
6.7	Conduct Webinar on Nutrition for Senior Citizens											5.40		5.40
6.7.1	Honorarium for the Resource Person (3,000.00 x 2)										6.00			6.00
7.	Association meetings													
7.1	Meals and snacks at Php 750.00 per person													
7.1.1	NAOs association, 13 persons (10 NAOs and 3 secretariat)		9.75					9.75						19.50
7.1.2	D/CNPCs' association, 13 persons (10 D/CNPCs and 3 secretariat)		9.75					9.75						19.50
7.1.3	BNS associations, 13 persons (10 BNSs and 3 secretariat)		9.75					9.75						19.50
7.2	Supplies and materials													
7.2.1	NAOs association (10pax)		2.25					2.25						4.50
7.2.2	D/CNPCs' association (10 pax)		2.25					2.25						4.50
7.2.3	BNS associations (10 pax)		2.25					2.25						4.50
8.	RBATF													
8.1	Meals and snacks at Php 600 per person for 25persons per meeting (20 members and 5 secretariat)		15.00							15.00				30.00
8.2	Traveling expenses for monitoring (3 members & 2 secretariat @ 2,000.00/pax)		10.00							10.00				20.00
9.	EWS													
9.1	Coordination and monitoring visits/meetings													
9.1.1	Meals and snacks; 24pax x 4 areas @ 83.33/pax							8.00					8.00	16.00
9.1.2	Supplies and Expenses (for reproduction of forms)							0.80					0.80	1.60
9.1.3	Per diems ; TEV of 2 NNC staff @ 900.00/pax x 4 areas)							7.20					7.20	14.40
9.1.4	Gasoline							2.00					2.00	4.00

Fund/expense item/project/activity		Financial Targets (P'000)												
		Jan	Feb	Mar	Apr	May	Jun	Jul	Aug	Sep	Oct	Nov	Dec	Total
10.	ECCD F1K Program													
10.1	Operational expenses of Provincial Nutrition Coordinator (PNC)													
10.1.1	Communication expenses @ 1,000.00/month	1.00	1.00	1.00	1.00	1.00	1.00	1.00	1.00	1.00	1.00	1.00	1.00	12.00
10.1.2	Per Diem @800.00/day @10 days/month	8.00	8.00	8.00	8.00	8.00	8.00	8.00	8.00	8.00	8.00	8.00	8.00	96.00
10.1.3	Gasoline @4,000.00/month	4.00	4.00	4.00	4.00	4.00	4.00	4.00	4.00	4.00	4.00	4.00	4.00	48.00
10.1.4	Supplies and materials @ 3,000/month	3.00	3.00	3.00	3.00	3.00	3.00	3.00	3.00	3.00	3.00	3.00	3.00	36.00
10.2	Regional ECCD F1K Program TWG Meeting				5.00		5.00			5.00			5.00	20.00
10.2.1	Meals and Snacks (5,000/meeting)													531.90
10.3	Purchase of Cell Cards for the TutoK Kainan Program in Bukidnon*			531.90										
11	LGU mobilization													
11.1	Regional Conference on PPA/N for Barangays													
11.1.1	Zoom application (Webinar) at Php8,000.00/month x 1 month													
11.1.2	Supplies and materials @ 3,000/month									8.00				8.00
11.1.3	Honoraria of Speakers at Php3,000/pax x 4 pax									5.00				5.00
										12.00				12.00
11.2	Nutrition Champions Program													
11.2.1	Honorarium of Nutrition Champions at Php2,500/engagement/pax x 2pax/region x 4 engagements					5.00	5.00	5.00	5.00					20.00
11.2.2	Meals and snacks at Php800/pax x 30 pax					6.00	6.00	6.00	6.00					24.00
11.3	LGU Mentoring (Shepherding of NORMIN)													
11.3.1	Data allowance of mentoring team at Php300/pax x 2 meetings x 5 pax/meetings/LGU x 2 LGUs					3.00	3.00							6.00
11.3.2	Token for mentoring team members at Php1,000/pax x 4 pax/visit x 2 visits/LGU x 2 LGUs					8.00	8.00							16.00
11.3.3	Supplies and materials of mentoring team at Php1,000/pax x 5 pax/LGU x 2 LGUs					5.00	5.00							10.00
11.3.4	Polo shirt of mentoring team at Php450/pax x 5 pax/team x 2 teams					2.25	2.25							4.50
11.4	Learning Hub for Enhanced and Revitalized Nutrition (LHEARN) program													
	Online Training on Management of LHEARN Program													
11.4.1	Supplies and materials													
	a. Manual of Operations and Facilitator's Guide at Php800/copy x 35 copies								28.00					28.00
	b. Shipping cost of materials at Php200/pax x 30 pax								6.00					6.00
	c. OTG-USB at Php600/piece x 35 pieces								21.00					21.00
11.4.2	Token for LHEARN Team at Php1,000/pax x 30 pax								30.00					30.00
11.4.3	Uniform (polo shirt) of LHEARN at Php450/pax x 35 pax								15.75					15.75

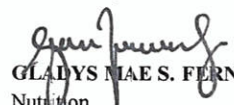


Fund/expense item/project/activity	Financial Targets (P'000)												
	Jan	Feb	Mar	Apr	May	Jun	Jul	Aug	Sep	Oct	Nov	Dec	Total
<b>11.5 Support to LHEARN LGUs in the conduct of 1 LHEARN Session</b>													
11.5.1 Communication Allowance of LHEARN Team at 1000/pax x 10pax/session								10.00					10.00
11.5.2 Zoom Subscription at 800/month x 6 months for LHEARN LGU								4.80					4.80
11.5.3 Online Training Package (Supplies and Materials)													
a. External drive at 4000/pc x 1pc								4.00					4.00
b. Headset at 2485/pax x 10pcs.								24.85					24.85
c. Internet modem at 1200/pc x 3pcs.								3.60					3.60
d. Ring light at 1000/pc x 10 pcs.								10.00					10.00
e. Backdrop printing at 700/pc x 5pcs								3.50					3.50
<b>11.6 AIP Workshop for HDPRC Provinces for select LGUs</b>													
<b>Bukidnon Province</b>													
11.6.a.1 Board and Lodging @ 1,700.00 x 15pax x 2 days								51.00					51.00
11.6.a.2 Travelling expenses of participants @ 500.00/pax x 15								7.50					7.50
11.6.a.3 Supplies and materials @ 210.00 x 20 pax								4.20					4.20
<b>Lanao del Norte Province</b>													
11.6.b.1 Board and Lodging @ 1,700.00 x 15 pax x 2 days								51.00					51.00
11.6.b.2 Travelling expenses of participants @ 500.00/pax x 15								7.50					7.50
11.6.b.3 Supplies and materials @ 210.00 x 20 pax								4.20					4.20
<b>11.7 LNAP Workshop for non-HDPRC province</b>													
<b>Camiguin Province</b>													
11.7.1 Board and Lodging @ 1,700.00 x 20 pax x 2 days								68.00					68.00
11.7.2 Travelling expenses of participants @ 1,000.00/pax x 20								20.00					20.00
11.7.3 Supplies and materials @ 210.00 x 20 pax								4.20					4.20
<b>12 eLearning Course on Nutrition in Emergencies and Information Management</b>													
12.1 Management of Classroom and Live Open Forums									4.80				4.80
12.2 Honoraria of Trainers and Documenter									8.00				8.00
12.3 Supplies and Materials									59.50				59.50
12.4 IM Support to LGUs									47.00				47.00
12.5 Freight cost for supplies, materials and equipment									10.00				10.00
12.6 Contingency									5.20				5.20


Fund/expense item/project/activity	Financial Targets (P'000)												
	Jan	Feb	Mar	Apr	May	Jun	Jul	Aug	Sep	Oct	Nov	Dec	Total
<b>13 Additional Fund: subject for fund availability</b>													
13.1 Furnitures and Fixtures												37.50	3750
13.2 Office Improvements and Repair												50.00	5000
13.3 Repair and replacement of aircondition unit / condenser										35.00			3500
13.4 Procurement of Split type aircon (2.5HP)												41.00	4100
13.5 Overhaul engine repair of NNC X service vehicle							30.00						3000
<b>Sub-total, regular and ConApp fund</b>													<b>3,587.1540</b>
<b>Sub-total, additional funds requested</b>													<b>193.5000</b>
<b>GRAND TOTAL</b>													<b>3,780.6540</b>

\*Charged to 2020 ConApp fund

Submitted by:

  
**GLADYS MAE S. FERNANDEZ**  
 Nutrition  
 Officer IV and OIC, NPPD and NSD

Recommending Approval:

  
**ATTY. FAYDAH M. DUMARPA, MBA**  
 Deputy Executive Director, AFS

Reviewed by:

  
**ELLEN RUTH F. ABELLA**  
 Nutrition Officer IV and OIC, NPPD and NSD

Approved by:

  
**AZUCENA M. DAYANGHIRANG, MD, MCH, CESO III**  
 Executive Director